UHF RFID Antenna 9dBi

UHF ISO/IEC 18000-6C 9dBi



Key Features

Operating Frequency
UHF 860-960 MHz

International Standard
ISO/IEC 18000-6C

IP Rating
IP67

Gain Values
9 dBi

Wind Resistance
60 m/s

Installation Method
Pole-mounting or wall-mounted

1. Product Overview

The UHF RFID Antenna 9dBi features high-speed reading and writing, supporting long-distance, high-volume tag identification with high data security and outstanding performance. It is compact, lightweight, low-profile, and easy to install, boasting an IP67 high protection rating. It can be widely used in logistics, warehousing, transportation, retail, medical, power, finance, ticketing, animal husbandry, etc.

2. Product Parameters

2.1 Physical Characteristics

SKU	AZ-9dBi
Antenna Size	255×255×30 mm(L×W×H)
Antenna Weight	1.27 kg
Antenna Color	Grayish White
Surface Material	ABS
Mounting Bracket	Pole-mounted: Ant-MOT-RC09-255/255-P; Wall-mounted: Ant-MOT-RC09-255/255-W
Radiation Plate Material	Aluminium
Interface Form	N female
Cable	Ant-CA-SMA.M/N.M-LMR2-1M | Ant-CA-SMA.M/N.M-LMR2-5M Ant-CA-SMA.M/N.M-LMR2-15M | Ant-CA-SMA.M/N.M-LMR4-5M Ant-CA-SMA.M/N.M-LMR4-15M
IP Rating	IP67

2.2 Technical Parameters

Operating Frequency	860-960 MHz
International Standard	ISO/IEC 18000-6C
Horizontal Angle	60°
Vertical Angle	55°
Polarization	Circular Polarization(right-handed)
Standing Wave Ratio	≤1.3
Gain Values	9 dBi
Antenna Front-to-back Ratio	≥17dB
Characteristic Impedance	50 Ω
Maximum Input Power	20 W

2.3 Additional Information

Operating Environment	-40°C~+60°C
Lightning Protection	DC grounding
Wind Resistance	60 m/s

2.4 Installation

Installation Method	Pole-mounting or wall-mounted
Diameter of Support Rod	ϕ30-ϕ50 mm

3. Reading Range of Antenna

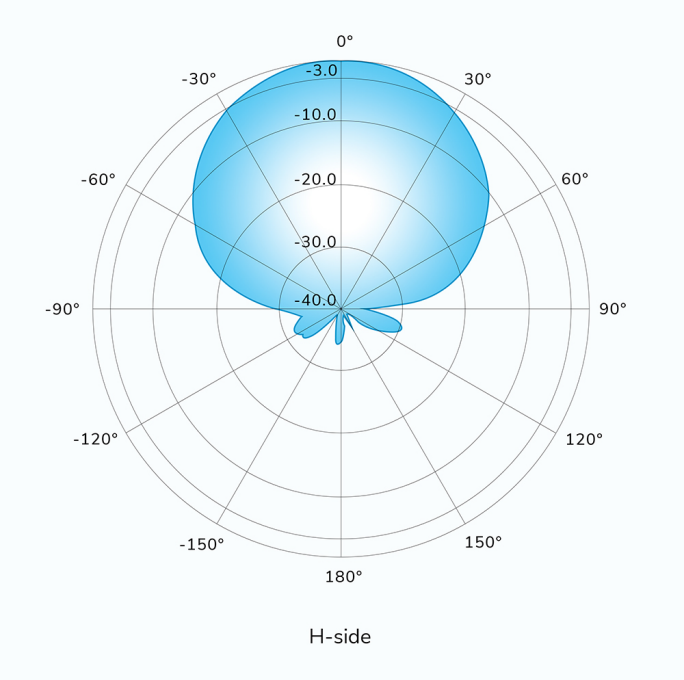

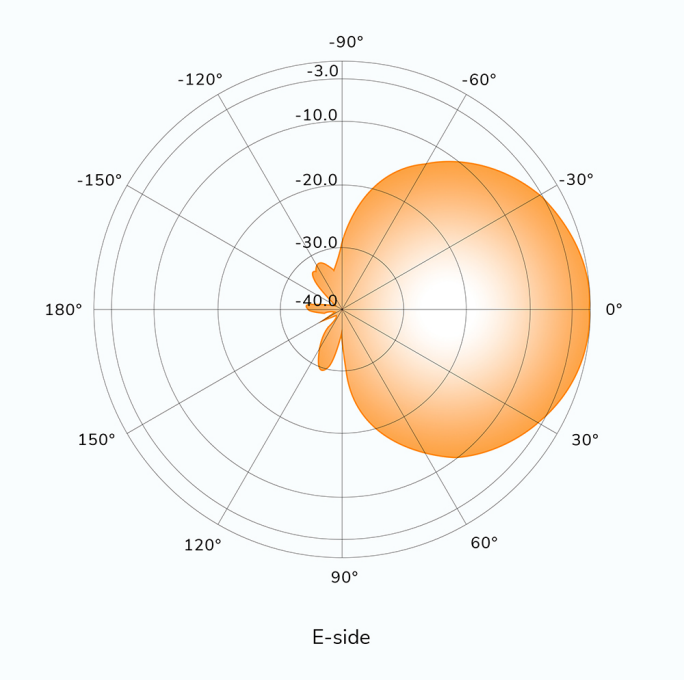

https://rfidcard.com
sales@rfidcard.com
Singapore Office: 51 Goldhill Plaza #07-07 Singapore 308900
Shenzhen Office: 33-408, Qianhai SZ-HK Fund Town, Nanshan, Shenzhen, China 518052
Shenzhen Factory: Q5, XingDao Industrial Park, LongGang, Bantian, Shenzhen, China 518129